

Product Datasheet

**Swifter
Smarter
Safer**

Enfusa Table

LOGICTM
MANUFACTURED BESPOKE

www.logic-bespoke.com

Product Datasheet

Enfusa Table

Design

Enfusa picnic sets have a striking, modern design that can be customised in innumerable ways to create a picnic set that will complement its environment. The upright timber slats can be specified in a wide range of timber species, although our preference is for UK grown timber such as Douglas Fir on sustainability grounds.

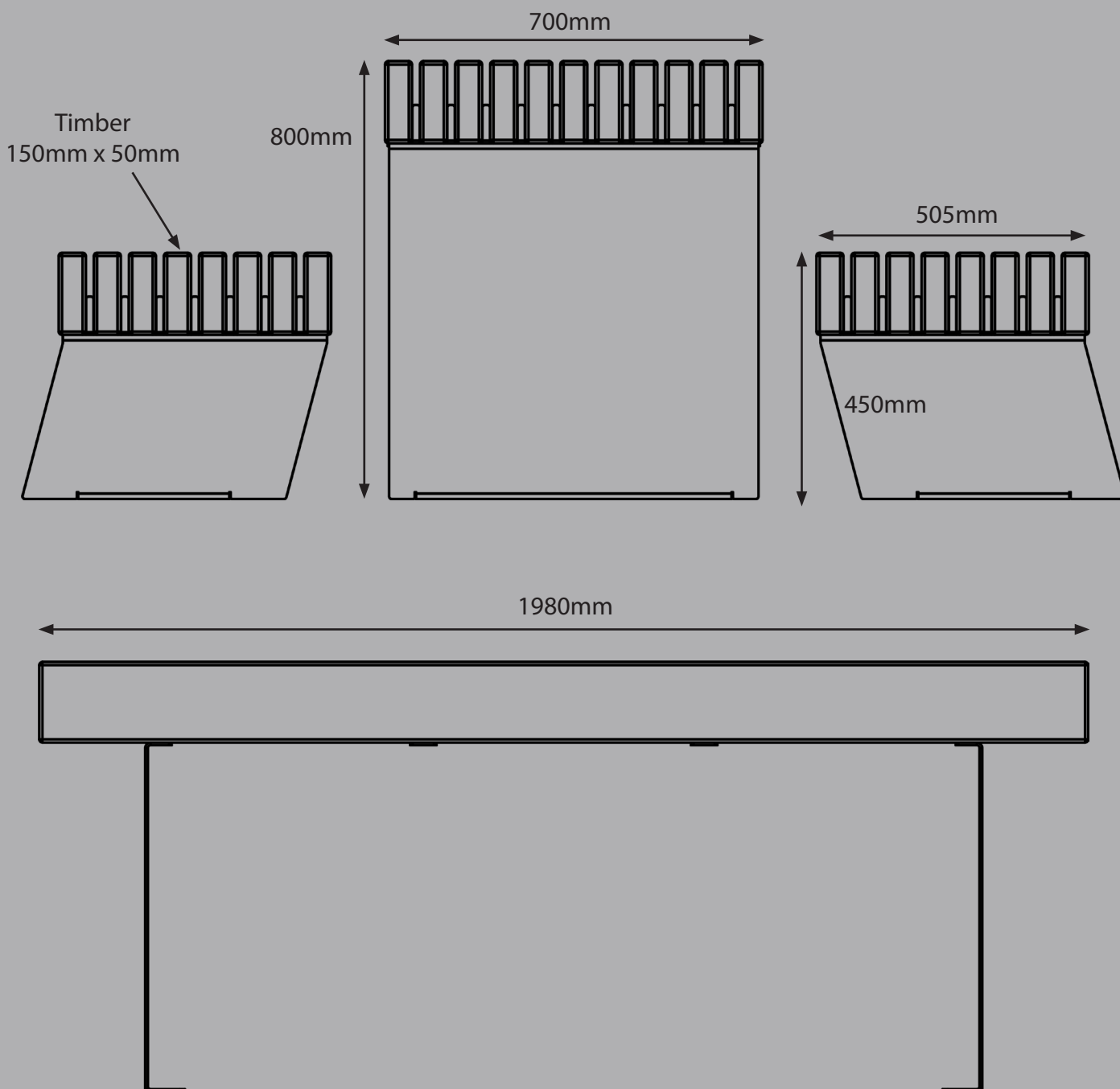


Product Datasheet

Enfusa Table

Modules

Table and bench heights can be configured with any leg length to adapt to 800mm above FFL and bench heights are 450mm above FFL.



Modules

This design is available 1980mm as standard.
However custom lengths are available, for more information please contact Logic technical team.

Table 1980mm Length



Table & Bench 1980mm Length



Product Datasheet

Enfusa Table

Configurations

This product style is available in straight modules, with optional bench configurations.

Straight Module




Table & Bench Module



Bench Module




Table Module



Product Datasheet

Enfusa Table

Finishes

Many finishes are available with this design, we've list below the three most popular. However, there are other specialist finishes available, for more information on these please contact the Logic technical team.

Powder Coated

Steel Type:	Galvanised Mild Steel / Stainless Steel / Mild Steel, polyester powder coat finish.
Durability:	High /Medium.
Surface Finish:	Flat with semi-gloss finish.
Aesthetics:	Complete range of RAL colours, specialist finishes available.
Country of Origin:	Steel - United Kingdom , with some world wide content. PPC content - United Kingdom.



Stainless Steel

Steel Type:	Stainless Steel, various grades.
Durability:	High.
Surface Finish:	Polished, bead blast or brushed.
Aesthetics:	Polished very flat surface with almost mirror finish Brushed flat surface with lightly engrained straight lines and a semi matt finish.
Country of Origin:	United Kingdom, with some world. wide content.



Weathering Steel

Steel Type:	Weathering Steel, grade A.
Durability:	High.
Surface Finish:	Flat with slight texture.
Aesthetics:	Weathering Steel begins its life looking like ordinary Mild Steel. Over a period of time, due to the moisture levels in the atmosphere, the surface will oxidise turning an orangey brown colour, and eventually self seals. There is no defined period to this process as the moisture levels in the atmosphere fluctuate. Often there are colour variations between sections and also within each section.
Country of Origin:	United Kingdom, with some world wide content.



Product Datasheet

Enfusa Table

Finishes

Many finishes are available with this design, we've list below the three most popular. However, there are other specialist finishes available, for more information on these please contact the Logic technical team.

Timber Species

Iroko

Material:	Iroko - Genus Milicia
Finish:	Natural
Durability:	Class 2
Country of Origin:	Africa
Forest Type:	Virgin Rain Forest




Douglas-Fir

Material:	Douglas-Fir - Pseudotsuga Menziesii
Finish:	Natural
Durability:	Class 3
Country of Origin:	United Kingdom
Forest Type:	Plantation

Oak

Material:	Oak - Quercus Robur
Finish:	Natural
Durability:	Class 2
Country of Origin:	United Kingdom
Forest Type:	Plantation / Secondary Growth



As wood is a natural grown material, there will be variations in colour, grain structure, knots and moisture content. This all creates the beauty of this versatile material. Some timbers have a greater or lesser concentration of naturally occurring Quertannic acids, please refer to the O&M manual for handling of such.

Require assistance?

Call our specification team on 01642 373400

CONTACT

Email: specification@logic-bespoke.com

Phone: 01642 373400