

Product Datasheet

Swifter
Smarter
Safer

Plateu Seating

LOGIC[™]
MANUFACTURED BESPOKE

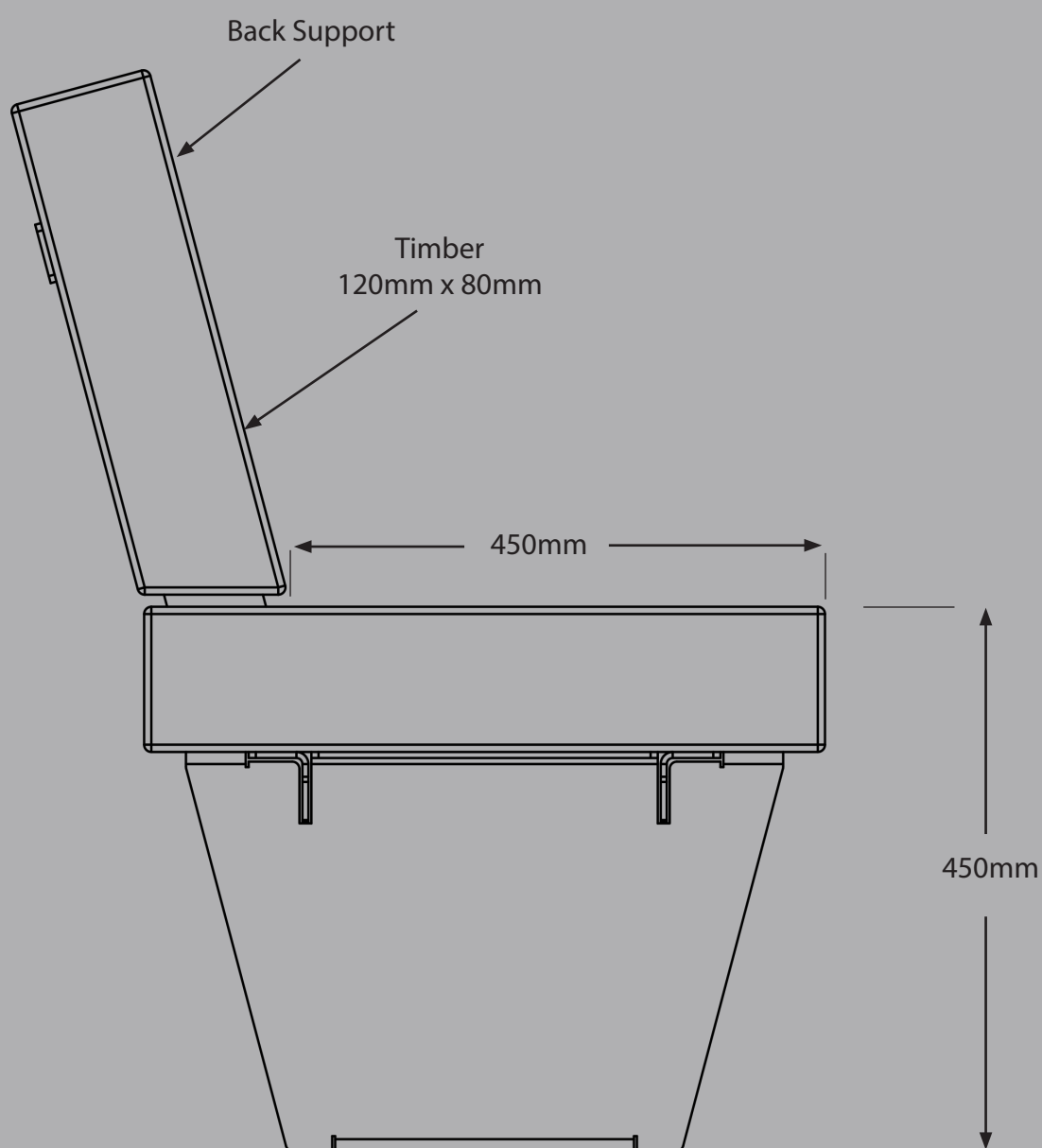
www.logic-bespoke.com

Design

The Plateau Bench, thanks to the partially hidden legs, clever design and intermediate timbers gives a 'floating' illusion, drawing full attention to the natural beauty of the timber

Modules

Seating heights can be configured with any leg length to adapt to 450mm above FFL

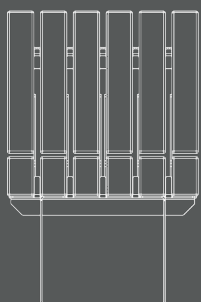


Product Datasheet

Plateu Seating

Modules

This design is available in all four of the standard seating lengths (580mm, 1380mm, 1980mm, 2380mm). However custom lengths are available, for more information please contact Logic technical team.




580mm Length



1380mm Length



1980mm Length



2380mm Length

Product Datasheet

Plateau Seating

Configurations

This product style is available in straight & curved modules, in both bench and seat configurations.


Straight Module



Curved Module



Bench Module



Seating Module



Product Datasheet

Plateau Seating

Finishes

Many finishes are available with this design, we've list below the three most popular. However, there are other specialist finishes available, for more information on these please contact the Logic technical team.

Powder Coated

Steel Type:	Galvanised Mild Steel / Stainless Steel / Mild Steel, polyester powder coat finish.
Durability:	High /Medium.
Surface Finish:	Flat with semi-gloss finish.
Aesthetics:	Complete range of RAL colours, specialist finishes available.
Country of Origin:	Steel - United Kingdom , with some world wide content. PPC content - United Kingdom.




Stainless Steel

Steel Type:	Stainless Steel, various grades.
Durability:	High.
Surface Finish:	Polished, bead blast or brushed.
Aesthetics:	Polished very flat surface with almost mirror finish Brushed flat surface with lightly engrained straight lines and a semi matt finish.
Country of Origin:	United Kingdom, with some world. wide content.



Weathering Steel

Steel Type:	Weathering Steel, grade A.
Durability:	High.
Surface Finish:	Flat with slight texture.
Aesthetics:	Weathering Steel begins its life looking like ordinary Mild Steel. Over a period of time, due to the moisture levels in the atmosphere, the surface will oxidise turning an orangey brown colour, and eventually self seals. There is no defined period to this process as the moisture levels in the atmosphere fluctuate. Often there are colour variations between sections and also within each section.
Country of Origin:	United Kingdom, with some world wide content.



Product Datasheet

Plateau Seating

Finishes

Many finishes are available with this design, we've list below the three most popular. However, there are other specialist finishes available, for more information on these please contact the Logic technical team.

Timber Species

Iroko

Material:	Iroko - Genus Milicia
Finish:	Natural
Durability:	Class 2
Country of Origin:	Africa
Forest Type:	Virgin Rain Forest




Douglas-Fir

Material:	Douglas-Fir - Pseudotsuga Menziesii
Finish:	Natural
Durability:	Class 3
Country of Origin:	United Kingdom
Forest Type:	Plantation

Oak

Material:	Oak - Quercus Robur
Finish:	Natural
Durability:	Class 2
Country of Origin:	United Kingdom
Forest Type:	Plantation / Secondary Growth

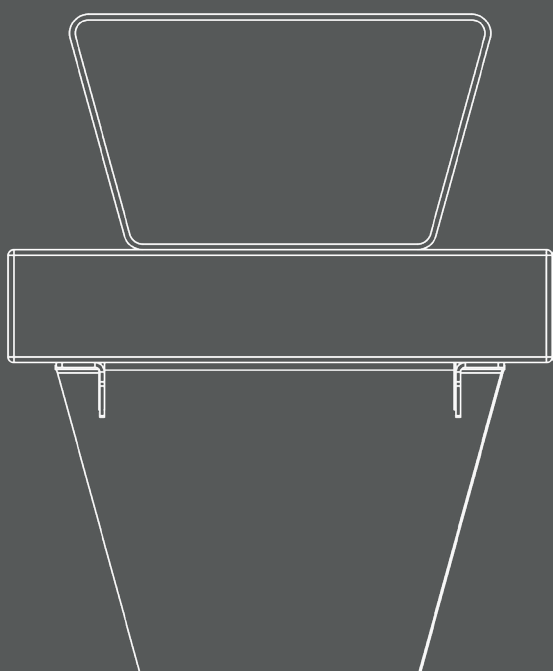


As wood is a natural grown material, there will be variations in colour, grain structure, knots and moisture content. This all creates the beauty of this versatile material. Some timbers have a greater or lesser concentration of naturally occurring Quertannic acids, please refer to the O&M manual for handling of such.

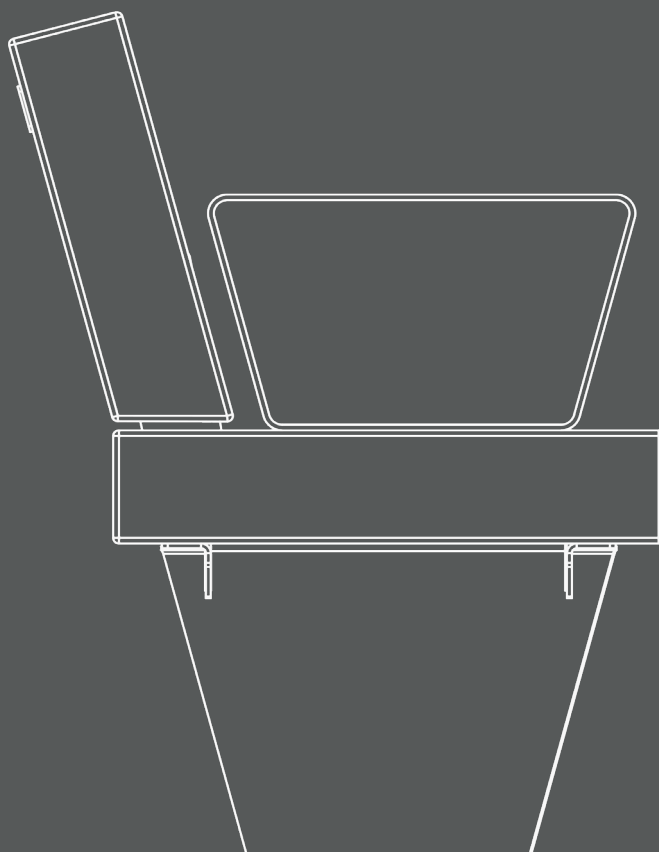
Arm Detail

This product has an optional arm details available. For more information please contact Logic technical team.

Bench Arm Detail



Seat Arm Detail





Require assistance?

Call our specification team on 01642 373400

CONTACT

Email: specification@logic-bespoke.com

Phone: 01642 373400